

W&B IP Newsletter



December of 2024, Vol. 92

Contents

Patent

CNIPA Releases Patent Statistics for January-November 2024 2

Trademark

CNIPA Releases Trademark Statistics for January-November 2024 3

Intellectual Property Developments

CNIPA Releases Statistics on Geographical Indications and Integrated Circuit Layout Designs for January-November 2024..... 4



Website: www.watsonband.com

E-mail: mailip@watsonband.com | mail@watsonband.com

Patent

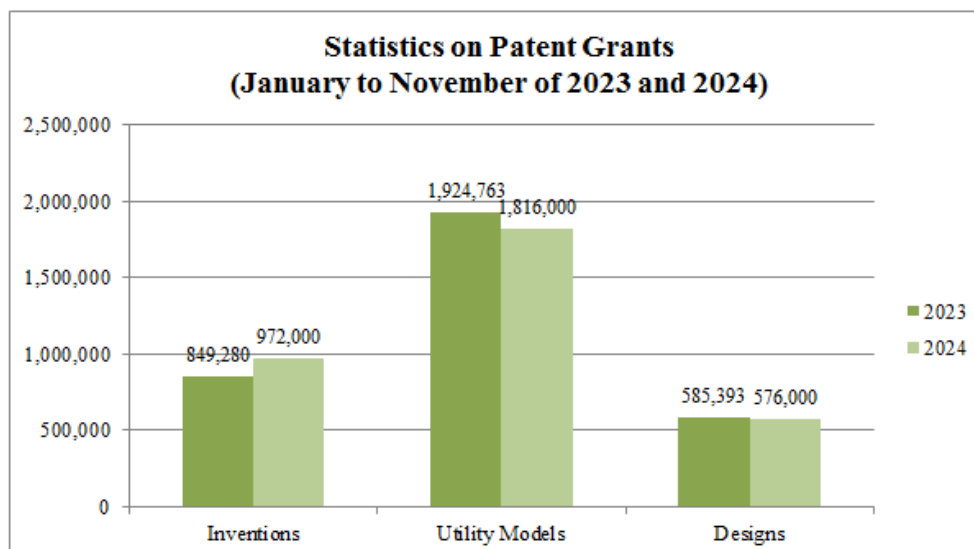
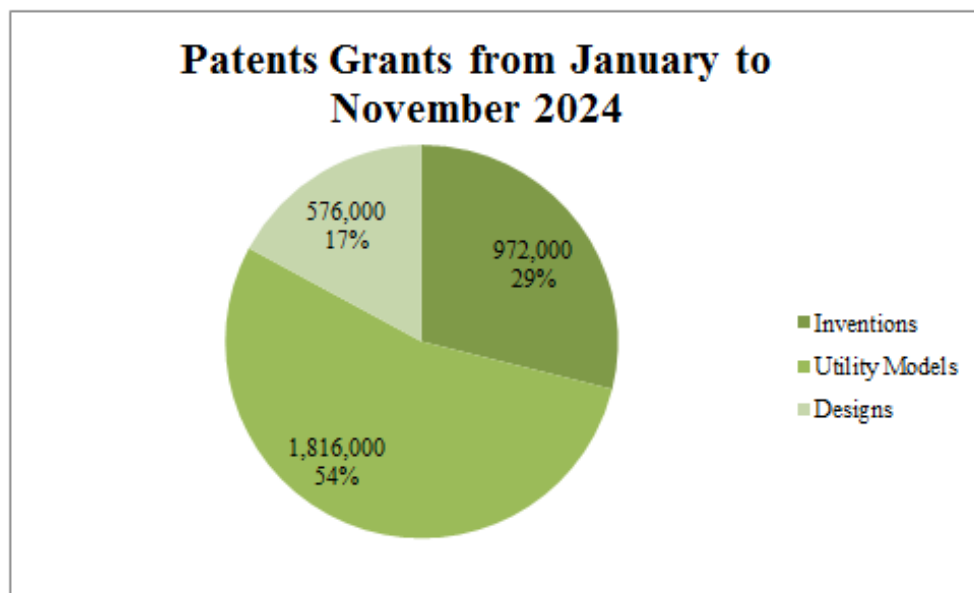
CNIPA Releases Patent Statistics for January-November 2024

Recently, the China National Intellectual Property Administration (CNIPA) released the main intellectual property statistical data report for January-November 2024. Compared to January-November 2023, the number of invention patents granted increased by 14.45% year-on-year, utility models decreased by 5.65%, and design patents decreased by 1.6%.

Patent Grants (Piece)	Invention Patents	Utility Model Patents	Design Patents	Total
Jan-Nov 2023	849,280	1,924,763	585,393	3,359,436
Jan-Nov 2024	972,000	1,816,000	576,000	3,364,000
Growth Amount	122,720	-108,763	-9,393	4,564
Growth Rate	14.45%	-5.65	-1.6%	0.14%

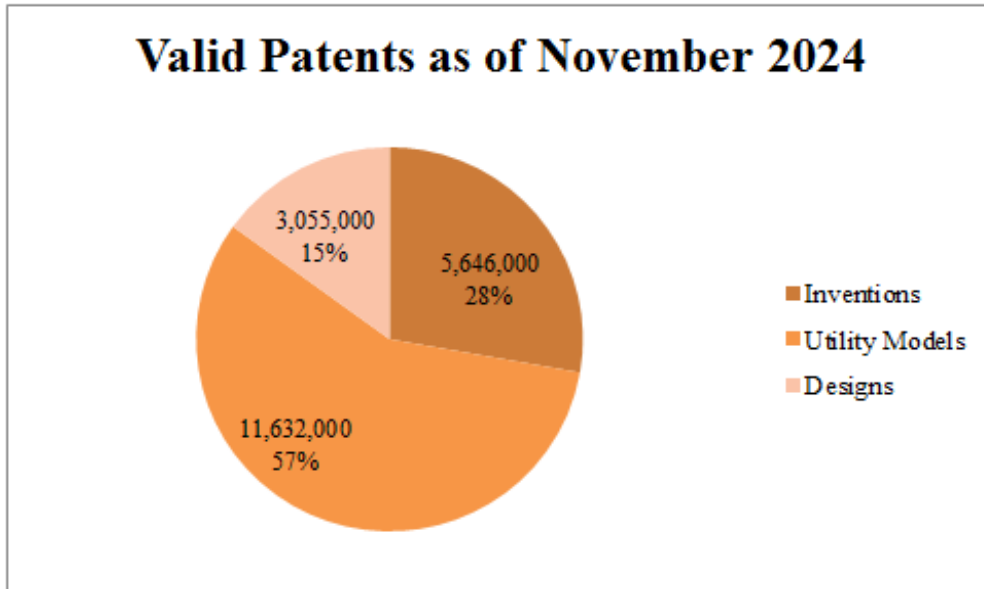
(Data Comparison: Jan–Nov 2023 vs. Jan–Nov 2024)

Between January and November 2024, the CNIPA granted 972,000 invention patents, 1,816,000 utility model patents and 576,000 design patents.



Patent

- As of November 30, 2024, China's patent landscape shows:
- Total valid invention patents: 5.646 million
 - Of which, domestic invention patents (excluding Hong Kong, Macao, and Taiwan): 4.641 million
 - Valid utility model patents: 11.632 million
 - Valid design patents: 3.055 million



From January to November the CNIPA received 66,000 PCT international patent applications. Among these, domestic applicants submitted 61,000 applications.

From January to October, Chinese applicants submitted a total of 1,751 international design applications, and 2,258 published international design applications designated China.

(Source: China National Intellectual Property Administration)

Trademark

CNIPA Releases Trademark Statistics for January-November 2024

The China National Intellectual Property Administration (CNIPA) has recently published its trademark statistics for the period of January to November 2024 on its official website.

Key highlights for the first eleven months of 2024:

- Trademark applications received: 6.4 million
- Trademark registrations granted: 4.329 million
- Total valid registered trademarks as of November 2024: 49.424 million

International filings:

- Madrid international trademark registration applications from Chinese applicants: 6,419

Trademark

Trademark Data Comparison: January-October (2023 vs 2024)

	Cumulative Registrations	Valid Trademarks	Oppositions	Rejection Review Applications	Invalidation Declaration Applications	Cancellation Review Applications
2024	3,885,070	49,093,056	101,681	274,151	57,169	14,557
2023	3,524,708	45,447,444	90,969	249,546	57,273	17,709
Net Change	360,362	3,645,612	10,712	24,605	-104	-3152
Growth Rate	10.22%	8.02%	11.78%	9.86%	-0.18%	-17.80%

(Source: China National Intellectual Property Administration)

Intellectual Property Developments

CNIPA Releases Statistics on Geographical Indications and Integrated Circuit Layout Designs for January to October 2024

CNIPA Releases Statistics on Geographical Indications and Integrated Circuit Layout Designs for January-November 2024.

	Approved GI Products	Approved GI Trademarks to be Registered as Collective or Certification Marks	Approved Market Entities Using GI and Special Signs
Jan-Nov 2024	36	123	7,959
Cumulative Total as of November 2024	2,544	7,400	32,091

From January to November 2024, the CNIPA received 10,306 IC layout design registration applications and issued 9,626 IC layout design certificates.

(Source: China National Intellectual Property Administration)