

W&B IP Newsletter

January of 2022, Vol. 57

Contents

Watson & Band News

Watson & Band Again Listed in IP Litigation Area in 2022 Chambers Greater China Region Guide	2
The Legal 500 2022 Asia-Pacific Guide Published: Watson & Band Again Ranked in IP Contentious and IP Non-contentious Areas	2

Patent

Slight Adjustments will be made to PCT Applications settled in Euros from January 1, 2022 and on	2
USPTO will Charge an Additional Fee for Application Documents Submitted in Non-MSWord Formats from January 1, 2022 and on.....	3
USPTO will Release Digital Certificates for Patents and Trademarks from 2022 and on	3

Trademark

China Trademark and Brand Development Index (2021) Published	4
8,784,000 Trademark Registration Examinations Completed in China in 2020; Average Examination Period Shortened to 4 Months	3

Intellectual Property

2021 China's Intellectual Property Services Industry Statistics and Survey Report Published	4
China's State Council Information Office Hosts a Press Conference and Releases Statistical Data on IP-related Work in 2021	5



Website: www.watsonband.com

E-mail: mailip@watsonband.com | mail@watsonband.com

Watson & Band News

Watson & Band Again Listed in IP Litigation Area in 2022 Chambers Greater China Region Guide

Recently the international authoritative legal rating institution Chambers and Partners published its 2022 Chambers Greater China Region Guide. Relying on our adhesion to high quality services and good reputation within the legal industry, Watson & Band is again ranked in the IP litigation area.

Chambers Greater China Region Guide derives from its market-leading Chambers Asia-Pacific Guide. It provides incomparable market analytic intelligence and observation insights for in-house, business and legal teams, individual users and other clients seeking legal services from outstanding law firms and practitioners.

The Legal 500 2022 Asia-Pacific Guide Published: Watson & Band Again Ranked in IP Contentious and IP Non-contentious Areas

Recently, The Legal 500 officially published its 2022 Asia-Pacific Guide. Watson & Band is again ranked in both the IP contentious and the IP non-contentious areas this year.

The Legal 500 provides the following commentary on Watson & Band:

“Watson & Band's team, which includes both lawyers and agents, is equally strong in contentious and non-contentious work, and advises a number of well-known multinational companies from the tech and fashion sectors. The firm, which has an extensive office network covering most of China's major cities, is experienced in both trademark and patent issues, assisting with licensing, filing and prosecution. Managing partner Jean Yang is one of the key team members, while Jianguo Huang focuses on patent litigation.

Other key lawyers include Joe Liu, Xiaobo He, Cathy Wu, Hua Xiao, Yingcong Xu, Liming Zhang and Guohua Tang”

— The Legal 500

Patent

Slight Adjustments will be made to PCT Applications settled in Euros from January 1, 2022 and on

According to the official website of the Patent and Registration Office of Finland (PRH), due to the variation in the exchange rate between Euro and Swiss Franc, WIPO decides to revise the fees related to PCT applications: the new charges will take effect from January 1, 2022 and on. (For more details, please visit WIPO's official website and inquire through the following URL: www.wipo.int/export/sites/www/pct/en/fees.pdf.)

(Source: IPRdaily)

Patent

USPTO will Charge an Additional Fee for Application Documents Submitted in Non-MSWord Formats from January 1, 2022 and on

Recently, the USPTO announced that from January 1, 2022 and on, all non-interim application documents submitted in non-MSWord formats will be charged an additional fee in the amount of 400 USD (note: MSWord format refers to documents with the extension “.docx”; additional fees will be charged against PDF format).

(Source: IPRdaily)

USPTO will Release Digital Certificates for Patents and Trademarks from 2022 and on

According to the USPTO, digital registration certificates will be released for patents and trademarks from 2022 and on, so as to meet the needs of inventors and entrepreneurs seeking protection for their IP rights from the USPTO.

(Source: IPRdaily)

Trademark

China Trademark and Brand Development Index (2021) Published

On December 24, 2021, guided by the IP Rights Application Promotion Office under the CNIPA, China Trademark Association compiled and published *the China Trademark and Brand Development Index (2021)* (the “*CTBDI 2021*”), in which an index testing and evaluation was conducted into the comprehensive development conditions of all provinces, autonomous regions and municipalities directly under the central government in the year 2020. According to *the CTBDI 2021*, in 2020 the trademark and brand development indices of Guangdong, Zhejiang, Beijing, Jiangsu and Shanghai were on top of the rankings across the nation. China witnessed an overall healthy trademark and brand development condition, but regional disparities featured by “eastern regions faster than middle and western regions, and southern regions stronger than northern regions” were still obvious. Provinces and regions with stronger economic strengths welcomed clear advantages that were continuing to expand.

Trademark

China Trademark and Brand Development Index (2021) Scores and Top 10 Rankings

Province	CTBDI Score	Ranking	A1. T&B Application & Promotion	Q2. T&B Quality Enhancement	P3. T&B Potential Exploitation	E4. T&B Environment Optimization	B5. T&B Brand Efficiency Realization
Guangdong	89.31	1	99.15	89.58	88.61	77.39	85.31
Zhejiang	88.87	2	95.72	93.30	86.61	78.95	84.70
Beijing	87.68	3	93.63	76.20	83.80	81.32	99.38
Jiangsu	86.41	4	91.45	87.59	92.58	80.53	77.26
Shanghai	85.66	5	91.43	72.59	89.67	82.94	89.35
Shandong	81.84	6	84.84	91.29	77.24	75.38	77.34
Fujian	78.21	7	81.93	75.80	74.08	81.65	76.71
Sichuan	74.78	8	71.59	81.14	76.27	73.81	71.64
Anhui	73.67	9	72.56	71.29	73.14	83.26	70.80
Hubei	73.60	10	67.18	79.83	72.50	81.10	71.41

(Source: China Trademark Association)

Intellectual Property

2021 China's Intellectual Property Services Industry Statistics and Survey Report Published

Recently CNIPA published the *2021 China's Intellectual Property Services Industry Statistics and Survey Report* (the "Report"). According to the Report, statistics and estimation show that by the end of 2020, the number of practitioners within China's IP services industry reached approximately 865,000 at the annual growth rate of 5.6%.

China's IP services industry enters the era of integration: over 9500 agencies were established in 2020; along with the surge of new agencies, about 6000 agencies exited due to mergers and acquisitions or bankruptcy reasons. All these witnessed an initial trend of integration within the industry.

By the end of 2020, the number of qualified patent agents in China increased up to 53,090, of whom 23,193 in fact practiced as patent agents, reaching an annual growth rate at 14.9. The continuing expansion of the practitioner team shows the healthy and vigorous development of China's patent agency industry.

(Source: National Intellectual Property Administration)

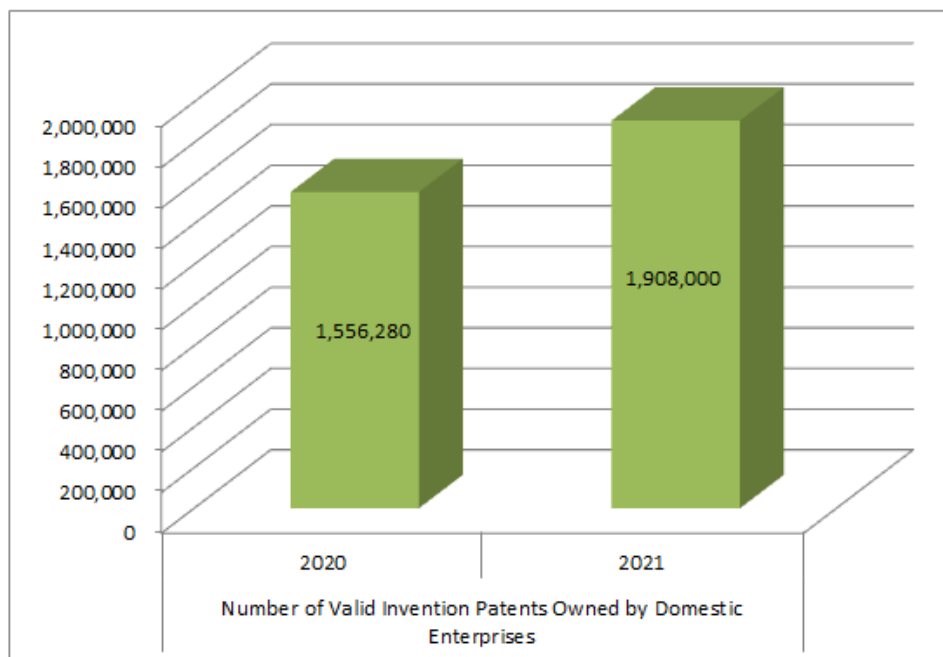
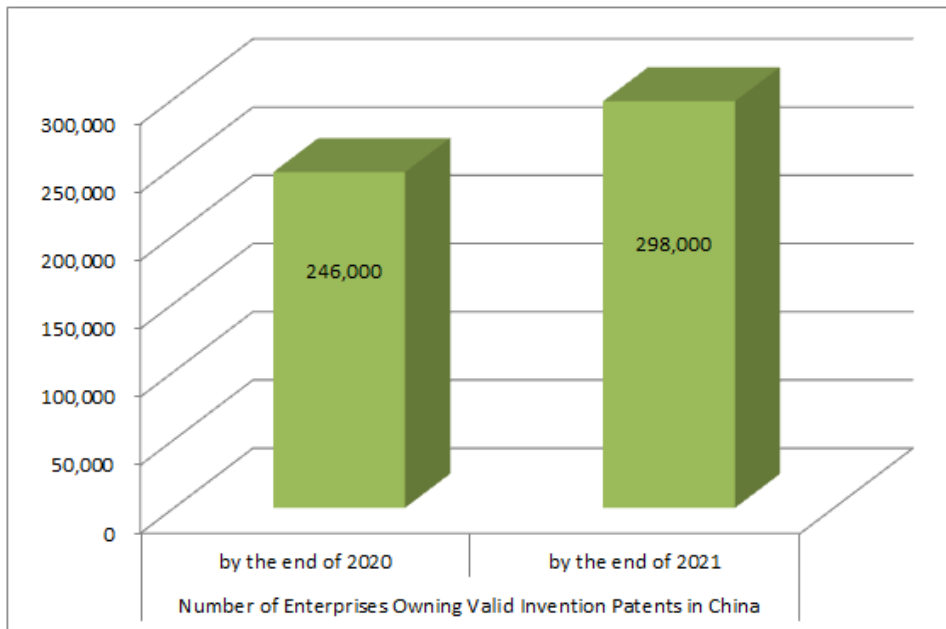
Intellectual Property

China's State Council Information Office Hosts a Press Conference and Releases Statistical Data on IP-related Work in 2021

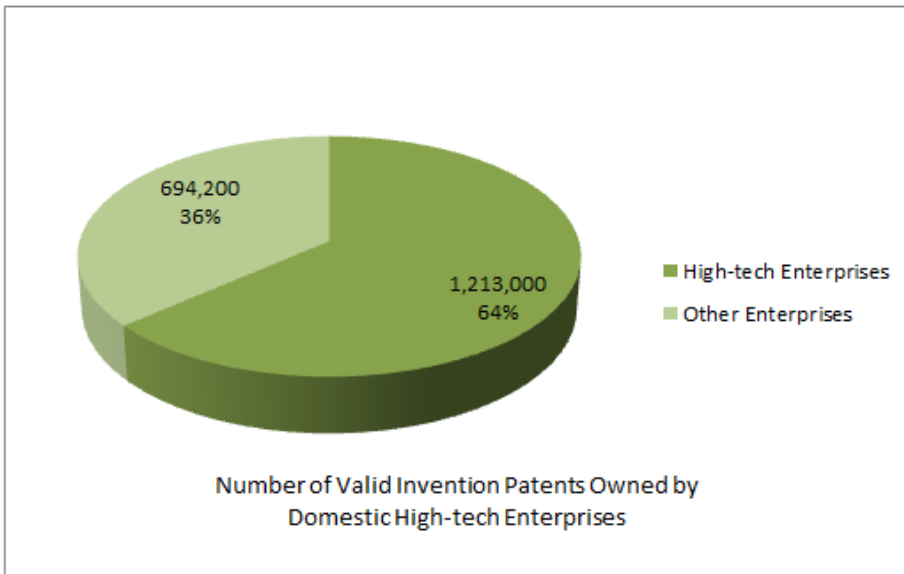
China's State Council Information Office hosted a press conference at 10am on January 12, 2022. At the conference, persons in charge from China's National Intellectual Property Administration released statistical data on IP-related work in 2021 respectively, and answered questions from the journalists.

CNIPA's Vice Chairman and Director of the Administration's Office, also spokesman for the Administration, Mr. Wenhui Hu concluded in his speech that based on the various statistics, the IP-related work in China in the year 2021, on the whole, is featured by the following four spotlights:

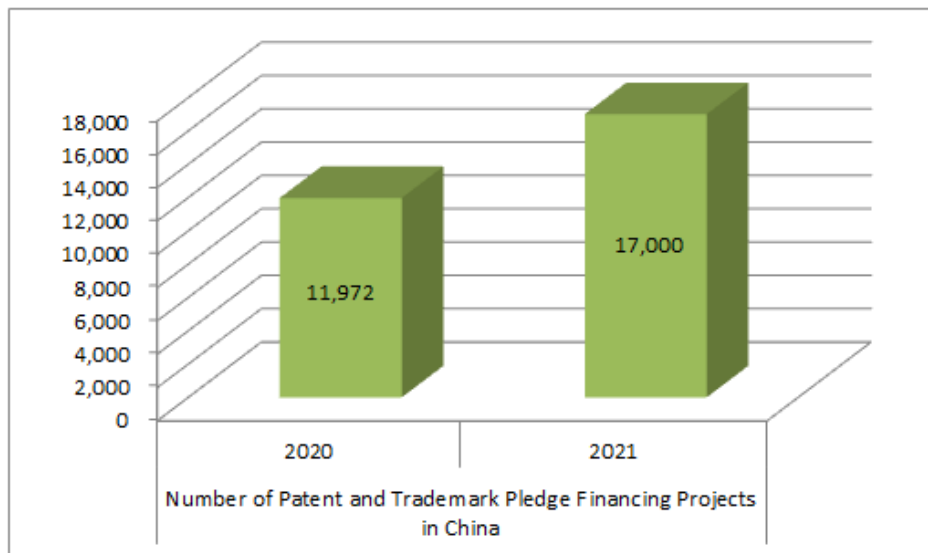
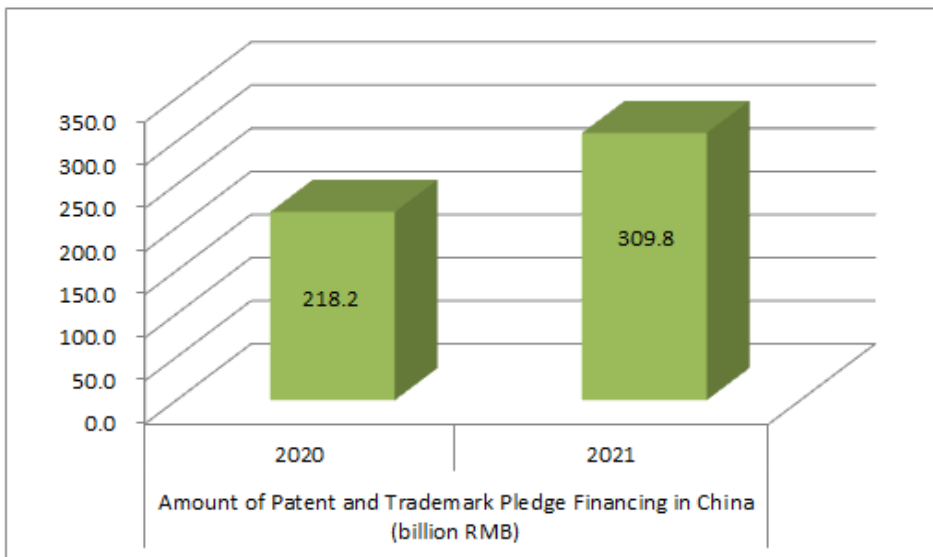
1. Innovative vigor of domestic market entities is further motivated.




Intellectual Property



2. The scale of patent and trademark pledge financing is further broadened, the inclusive aspect of which further stands out.



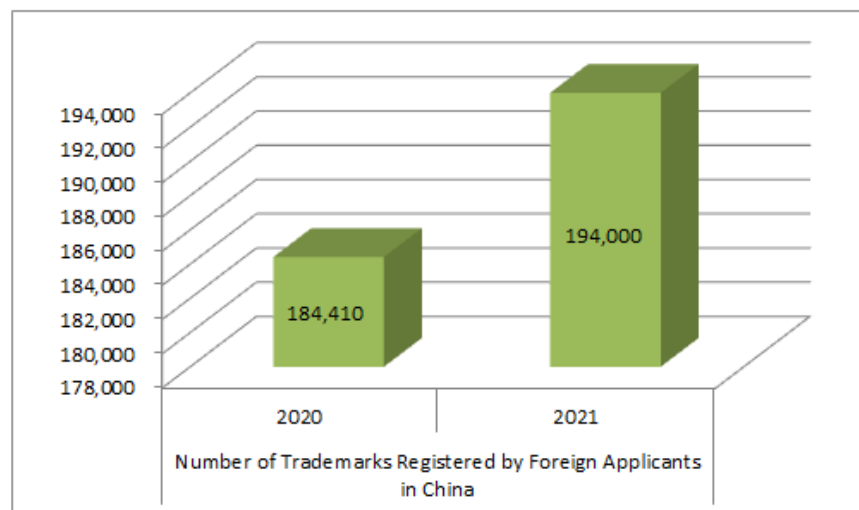
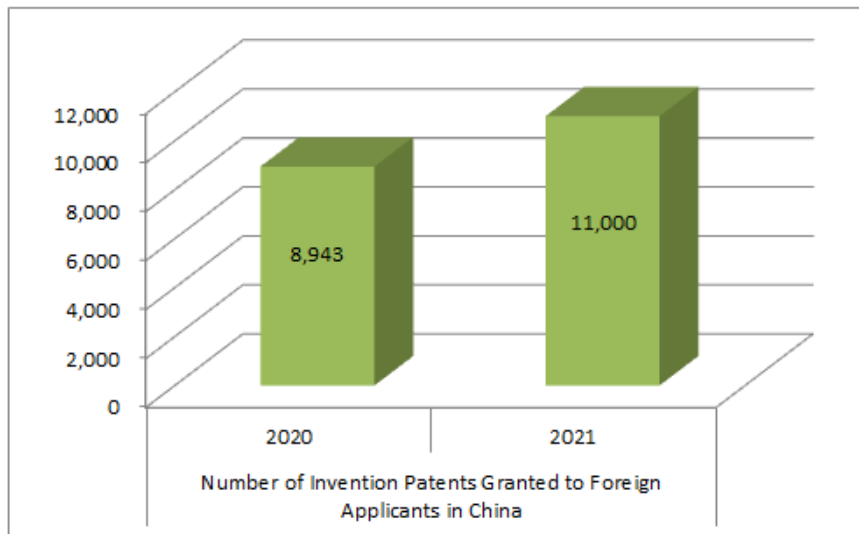
Intellectual Property



3. Patent reserves in digital economy and medial fields are further consolidated.

Based on the 35 technical fields classified by WIPO, by the end of 2021, the top 3 fields with fastest growths in the number of valid invention patents in China are: information technology and management methods, computer technology and medical technology, reaching the annual growth rates at 100.3%, 32.7% and 28.7% respectively.

4. Foreign companies gain further confidence in protection for their IP rights in China.



(Source: State Council Information Office of China)