

# W&B IP Newsletter

September of 2021, Vol. 53

## Contents

### The Latest from Watson & Band

Watson & Band Again Listed in the Intellectual Property Area in Asialaw Profiles 2022 ..... 2

### Patent

CNIPA: China Welcomes an Against-the-trend Increase in Its Patent Portfolios in Belt and Road Countries in 2020 ..... 2

1.China accomplished increases in both patents files and patent granted in Belt and Road countries. .... 2

2.Digital communications ranked top 1 among the technical fields covered by China’s patent applications in Belt and Road countries. .... 3

3.Chinese applicants taking the lead in patent portfolios in Belt and Road countries still concentrated in the communications field. .... 4

4.Belt and Road Countries Strengthened Their Patent Portfolios in China. .... 4

### Intellectual Property

WIPO Releases Global Innovation Index 2021 in Geneva ..... 5



Website: [www.watsonband.com](http://www.watsonband.com)

E-mail: [mailip@watsonband.com](mailto:mailip@watsonband.com) | [mail@watsonband.com](mailto:mail@watsonband.com)

## The Latest from Watson & Band

### Watson & Band Again Listed in the Intellectual Property Area in Asialaw Profiles 2022

On September 17, the world renowned legal rating agency Asialaw Profiles released its 2022 Guide for the Asia-Pacific Region. Watson & Band, with its over two decades' professional practice and outstanding performance within the intellectual property area, is again ranked as a "Recognised Firm" in Asialaw Profiles 2022.

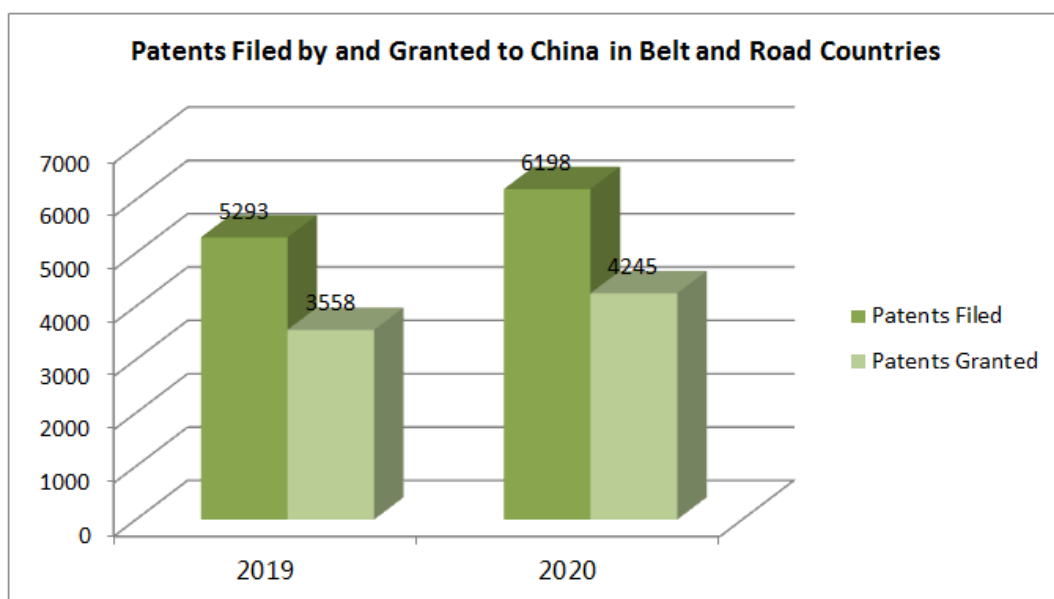
Asialaw Profiles is a professional ranking guide under LEGAL Media Group that focuses on legal practice within the Asia-Pacific Region. For years it has released rankings of law firms and lawyers from various practice areas within different jurisdictions based on in-depth and impartial surveys and interviews with peers and experts within the legal industry.

## Patent

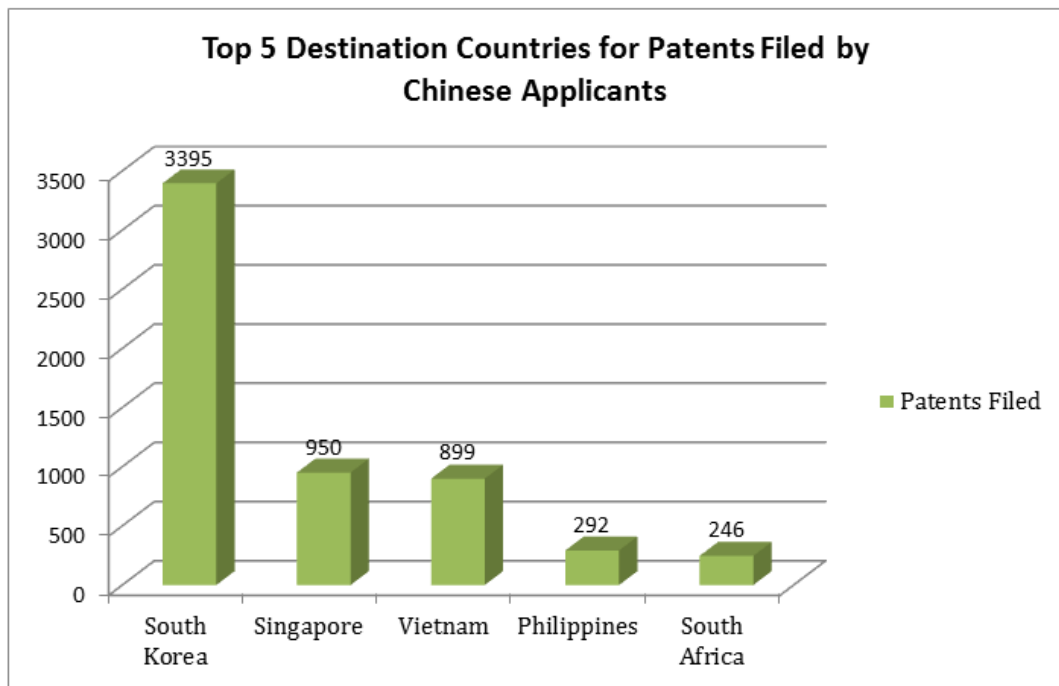
### CNIPA: China Welcomes an Against-the-trend Increase in Its Patent Portfolios in Belt and Road Countries in 2020

On September 7, China's National Intellectual Property Administration published the latest statistical summary report of IP rights on its official website. According to the summary, China welcome an against-the-trend increase in its patent portfolios in Belt and Road countries in 2020. As revealed by the statistics, despite the impacts of the COVID-19 situation, patent portfolios of Chinese applicants still accomplished an increase in Belt and Road countries in 2020. The Belt and Road Initiative is gradually becoming a Road of Innovation.

1.China accomplished increases in both patents files and patent granted in Belt and Road countries.

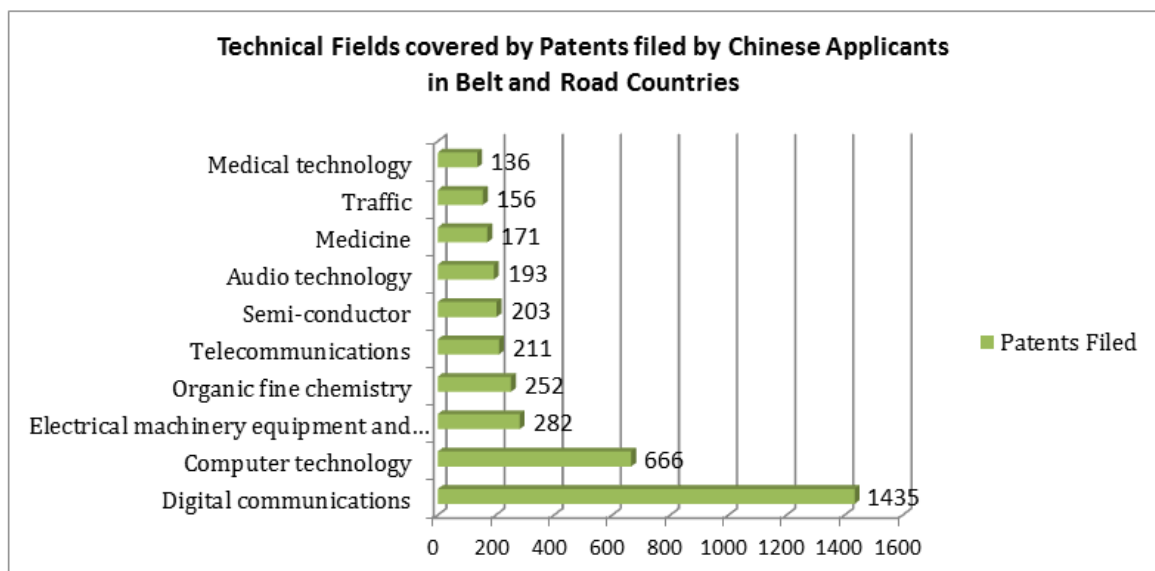


## Patent



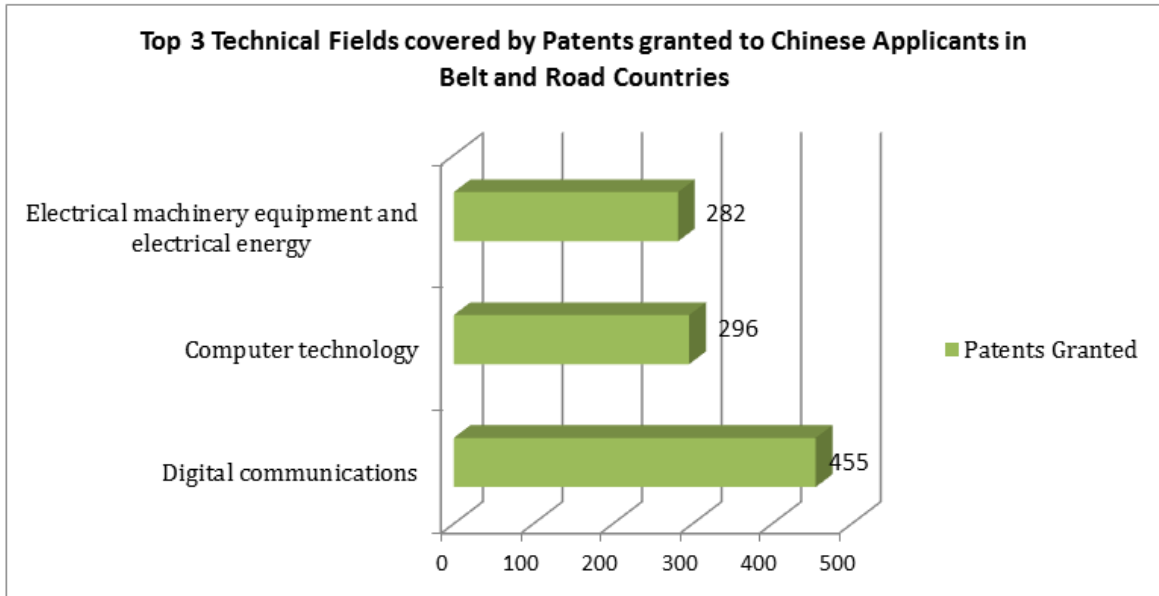
2. Digital communications ranked top 1 among the technical fields covered by China's patent applications in Belt and Road countries.

Referring to the 35-technical-field classification published by WIPO, patent applications filed by Chinese applicants in Belt and Road countries in 2020 realized a full coverage of the technical fields.



## Patent

Meanwhile, patents granted to Chinese applicants in Belt and Road countries in 2020 also realized a full coverage of the technical fields.



3. Chinese applicants taking the lead in patent portfolios in Belt and Road countries still concentrated in the communications field.

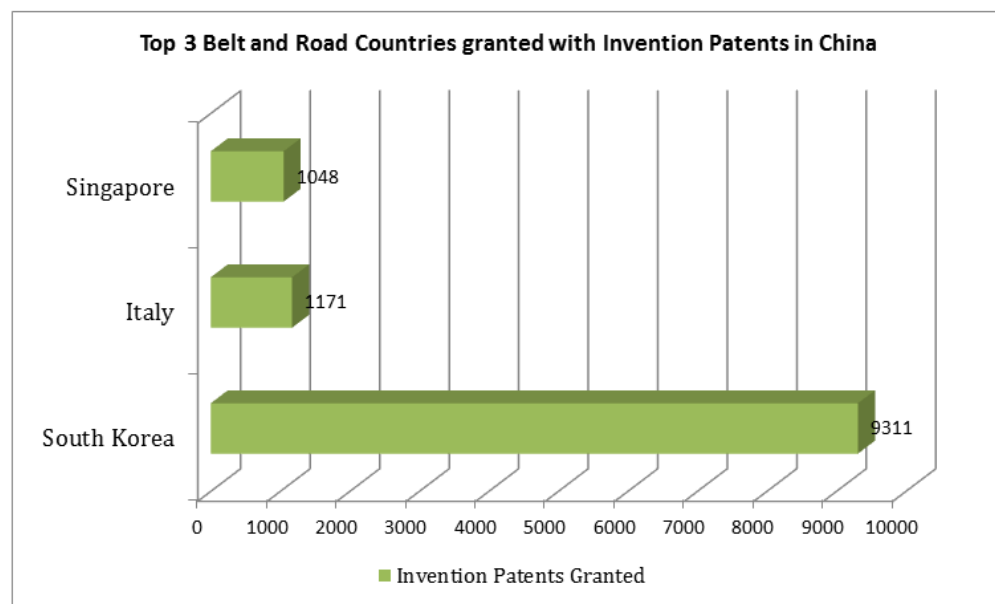
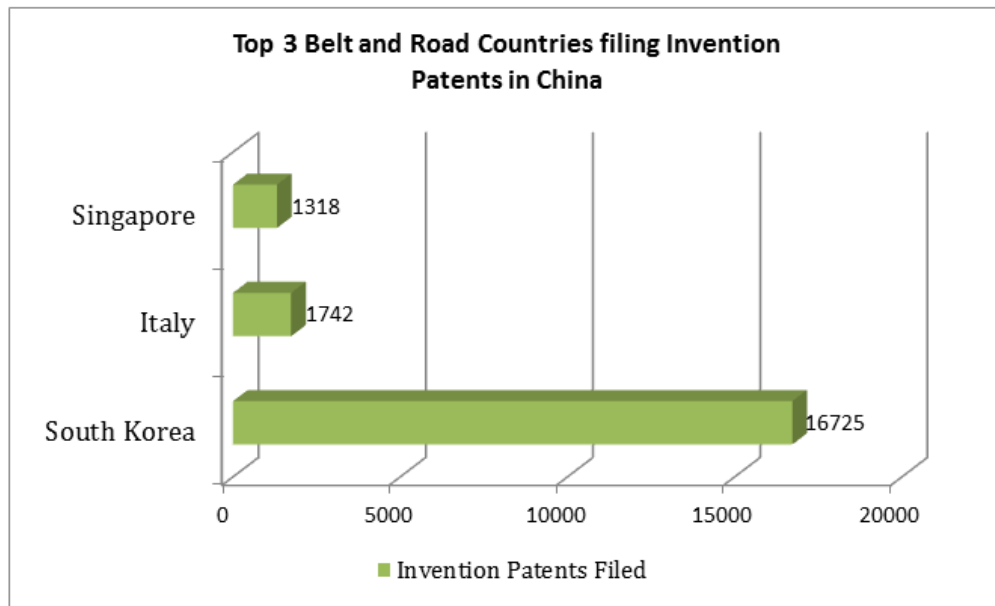
Top 5 Chinese Applicants of Patent Applications Published in Belt and Road Countries in 2020

No.	Name of Applicant	Patents Filed and Published
1	Huawei Technologies Co., Ltd.	844
2	Guangdong OPPO Mobile Communication Co., Ltd.	668
3	Beijing Sensetime Technology Development Co., Ltd.	150
4	Baidu Inc.	147
5	China Academy of Telecommunications Technology	140

4. Belt and Road Countries Strengthened Their Patent Portfolios in China.

In 2020, seventy-four Belt and Road countries filed patent applications in China, reaching a total of 22909 applications for invention patents and an annual growth rate at 3.9%. Meanwhile, seventy-one Belt and Road countries had their invention patent rights granted, reaching a total number of 13131.

## Patent



(Source: China's National Intellectual Property Administration)

## Intellectual Property

### WIPO Releases Global Innovation Index 2021 in Geneva

On September 20, 2021, the *Global Innovation Index 2021 (GII)* has been released by the World Intellectual Property Organization (WIPO) in Geneva. China continues its progress made last year and ranks the 12<sup>th</sup> in the world.

According to the *GII*, Governments and enterprises in many parts of the world scaled up investments in innovation amid the massive human and economic toll of the COVID-19 pandemic, the *Global Innovation Index 2021* showed, illustrating a growing acknowledgement that new ideas are critical for overcoming the pandemic and for ensuring post-pandemic economic growth.

## Intellectual Property

Scientific output, expenditures in research and development (R&D), intellectual property filings and venture capital (VC) deals continued to grow in 2020, building on strong pre-crisis performance. Notably, R&D expenditures showed greater resilience during the pandemic-linked economic downturn than in previous slumps.

However, the impact of the crisis has been highly uneven across industries, according to a new *GII* feature, the Global Innovation Tracker. Firms with outputs including software, internet and communications technologies, hardware and electrical equipment industry and pharmaceuticals and biotechnology amplified their investments in innovation and increased their R&D efforts. In contrast, firms in sectors heavily hit by the pandemic's containment measures and whose business models rely on in-person activities – such as transport and travel – cut back their outlays, the tracker showed. The *GII 2021* shows that technological progress at the frontier holds substantial promise, with the rapid development of COVID-19 vaccines being the greatest example.

Global Ranking					
No.	Country	No. (2020)	No.	Country	No. (2020)
1	Switzerland	1	11	France	12
2	Sweden	2	12	China	14
3	United States	3	13	Japan	16
4	United Kingdom	4	14	Hong Kong, China	11
5	South Korea	10	15	Israel	13
6	Netherlands	5	16	Canada	17
7	Finland	7	17	Iceland	21
8	Singapore	8	18	Austria	19
9	Denmark	6	19	Ireland	15
10	Germany	9	20	Norway	20

In its annual ranking of the world's economies on innovation capacity and output, the *GII* shows that only a few economies, mostly high income, consistently dominate the ranks. However, selected middle income economies, including China, Turkey, Viet Nam, India, the Philippines, are catching up and changing the innovation landscape.

Switzerland, Sweden, U.S., and U.K. continue to lead the innovation ranking, and have all ranked in the top 5 in the past three years. The Republic of Korea joins the top 5 of the *GII* for the first time in 2021, while four other Asian economies feature in the top 15: Singapore (8), China (12), Japan (13) and Hong Kong, China (14).

### The Global Innovation Landscape Varies by Different Regions.

Northern America and Europe continue to lead the global innovation landscape as regions by far. The innovation performance of South East Asia, East Asia, and Oceania has been the most dynamic in the past decade. It is the only region closing the gap with the leaders.

China is still the only middle-income economy that makes it to the top 30. Since 2013, China has moved steadily up the *GII* ranking, establishing itself as a global innovation leader while approaching the top 10. It boasts 19 of the top science and technology clusters worldwide - with Shenzhen-Hong Kong-Guangzhou and Beijing in the 2nd and 3rd spots, respectively.

## Intellectual Property

Bulgaria (35), Malaysia (36), Turkey (41), Thailand (43), Viet Nam (44), the Russian Federation (45), India (46), Ukraine (49), and Montenegro (50) make it to the *GII* top 50. However, only Turkey, Viet Nam, India and the Philippines, are systematically catching up. Beyond China, these larger economies have the potential to change the global innovation landscape for good.



(Source: World Intellectual Property Organization)

### About the Global Innovation Index

Published annually, the core of the GII provides performance measures and ranks 132 economies on their innovation ecosystems. The Index is built on a rich dataset – the collection of 81 indicators from international public and private sources – going beyond the traditional measures of innovation since the definition of innovation has broadened. It is no longer restricted to research and development (R&D) laboratories and published scientific papers, and rather, is more general and horizontal in nature, including social, business model and technical aspects. For each economy a one-page profile is produced in which that economy's performance on all indicators is recorded, relative to all other economies in the Index. The economy profiles also highlight an economy's relative innovation strengths and weaknesses.

The GII 2021 is calculated as the average of two sub-indices. The Innovation Input Sub-Index gauges elements of the economy that enable and facilitate innovative activities and is grouped in five pillars: (1) Institutions, (2) Human capital and research, (3) Infrastructure, (4) Market sophistication, and (5) Business sophistication. The Innovation Output Sub-Index captures the actual result of innovative activities within the economy and is divided in two pillars: (6) Knowledge and technology outputs and (7) Creative outputs.

The index is submitted to an independent statistical audit by the European Commission, Joint Research Centre. To download the full report visit:

[www.globalinnovationindex.org](http://www.globalinnovationindex.org)

(Source: World Intellectual Property Organization)