

# W&B IP Newsletter



November of 2017, Vol. 9

## Contents

### IP News

- Export Growth in IP Services Trade Exceeds Import Growth
- Newly Amended *Anti-Unfair Competition Law* Regulates Operator Product Advertising

### Patent

- Chinese Patent Application Analysis for the Medical Industry

### Trademark

- Chinese Trademark Applications Will Reach 5,000,000 in the Year of 2017

Website: [www.watson-band.com.cn](http://www.watson-band.com.cn)

Email: [mailip@watson-band.com.cn](mailto:mailip@watson-band.com.cn) | [mail@watson-band.com.cn](mailto:mail@watson-band.com.cn)

## Export Growth in IP Services Trade Exceeds Import Growth

Time	Situation	
1995	Trade deficit begins	
January to July 2017	1,037,520,000,000 trade deficit	
	Eight new sectors of trade services	Trade surplus in five sectors: Finance, technology, telecommunication computer information services, professional management consulting services and maintenance and repair services
		Trade deficit in three sectors: Insurance, IP and entertainment; however, export growth rate exceeds import growth rate

(Via Ministry of Commerce, People's Republic of China)

## Newly Amended *Anti-Unfair Competition Law* Regulates Operator Product Advertising

As revised on November 4, 2017, the P.R.C. Anti-Unfair Competition Law states that an operator shall not use advertisements or other means to provide false or misleading publicity on the performance, sales conditions, user evaluations, etc., of goods.

(Via the P.R.C. National People's Congress)

## Chinese Patent Application Analysis for the Medical Industry

Chinese patent applications in the medical industry have gradually increased, although they make up a relatively lower proportion of global patent applications than other industries.

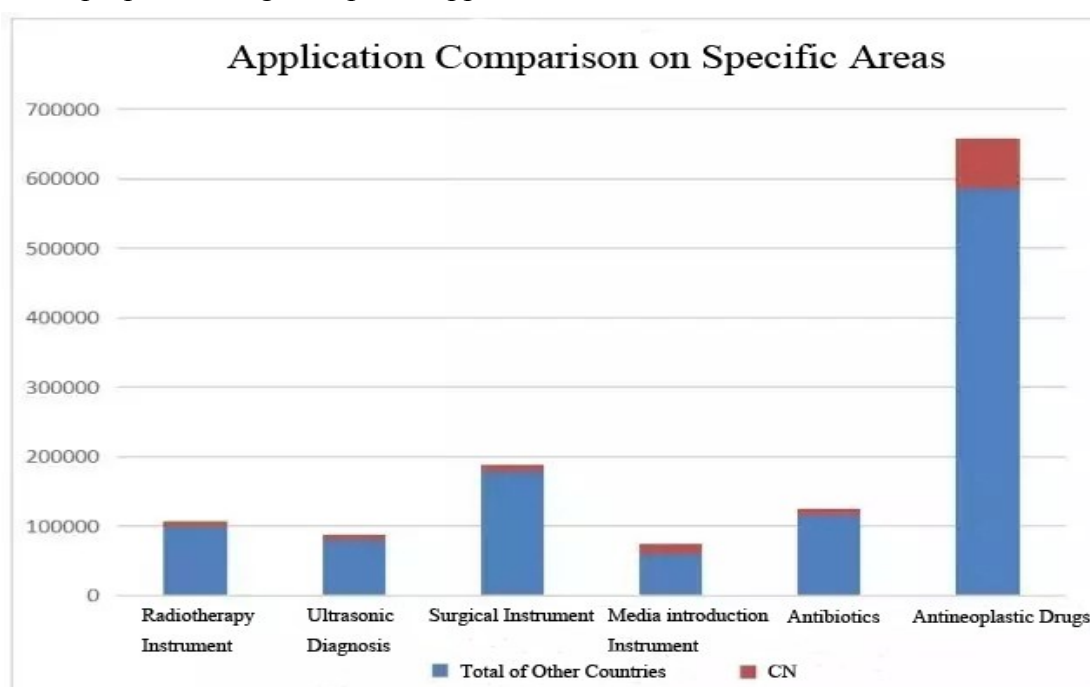


Figure 1

The top six provinces for Chinese domestic medical industry patent applications are Shandong, Jiangsu, Guangdong, Beijing, Zhejiang and Shanghai.

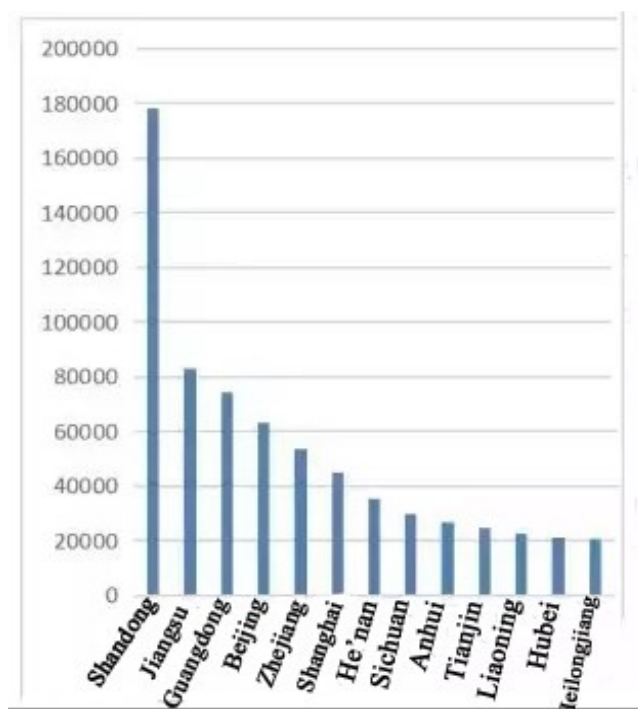


Figure 2

Medical industry patents can be divided into medical patents and medical devices patents. Application trends are illustrated below:

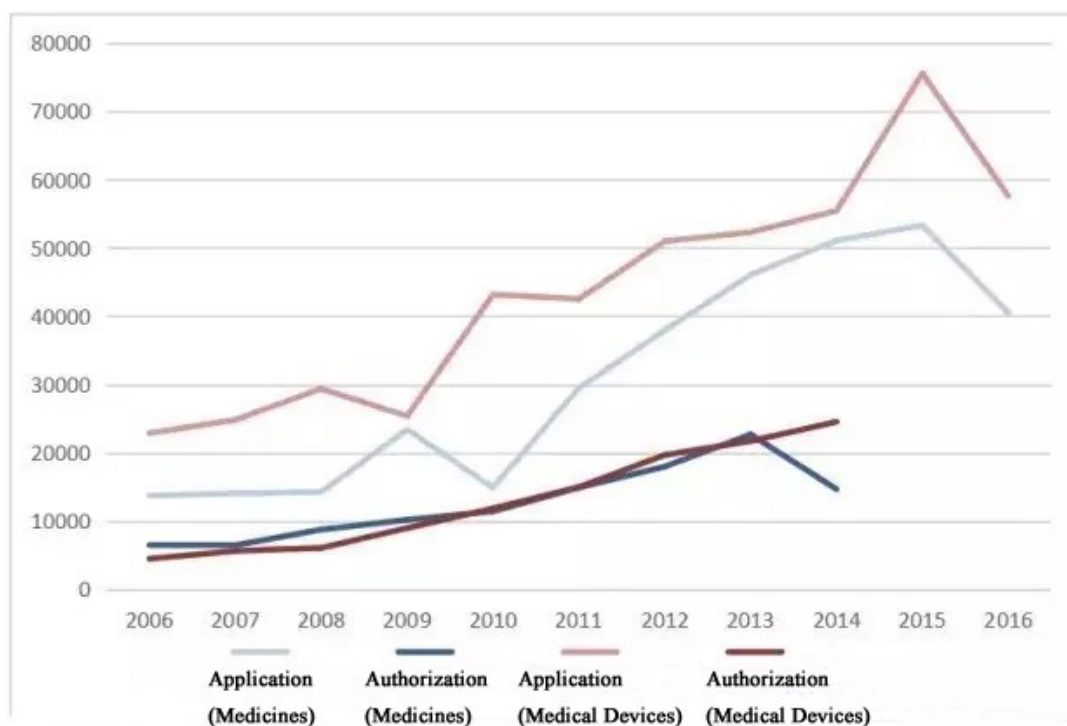


Figure 3

Year	Medical Patent Application Trend
1993	Growth starts as China authorizes compound patents
Before 2000	Negligible growth
2000	Steady increase with patent authorization
After 2010	Rapid growth

Figure 4

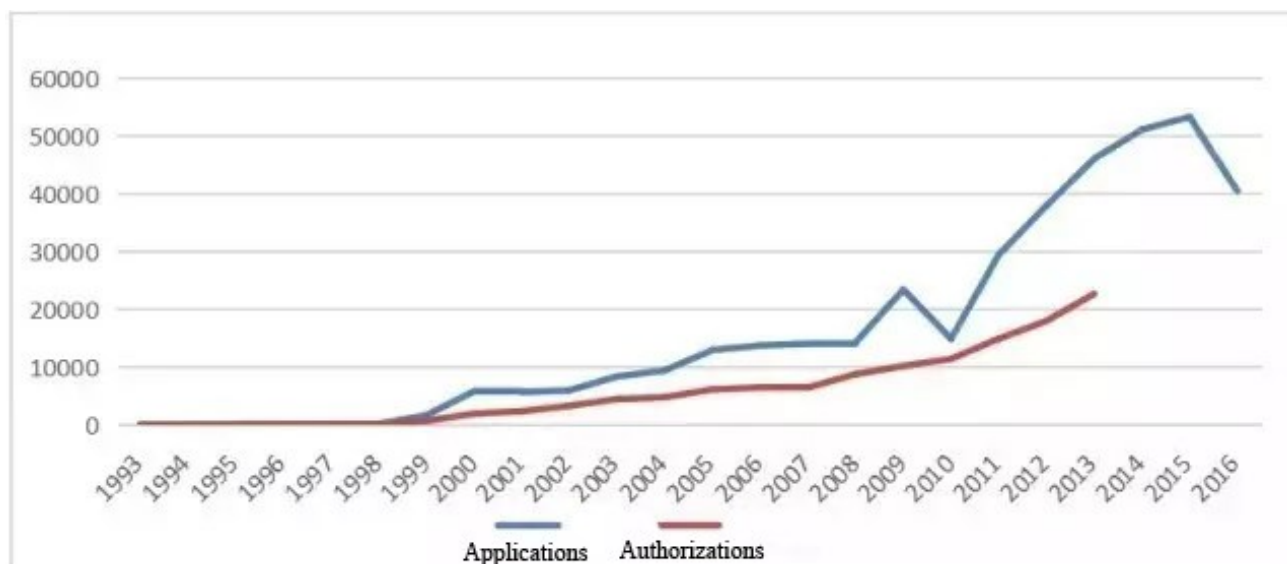


Figure 5

Top 20 list for medical patent application

1	The Fourth Military Medical University for the People's Liberation Army (hereinafter referred to as "PLA")
2	Qingdao Municipal Hospital
3	Toshiba Corporation (JP)
4	Royal Philips Co., Ltd (NL)
5	Olympus Corporation (JP)
6	The Second Military Medical University for the PLA
7	Zhejiang University
8	Chongqing Runze Pharmaceutical Co., Ltd
9	The First Affiliated Hospital of Henan University of Science and Technology
10	The First Affiliated Hospital of The Third Military Medical University for the PLA
11	Chinese PLA General Hospital
12	Shanghai Jiao Tong University
13	Jilin University
14	The Second Affiliated Hospital of The Third Military Medical University for the PLA
15	Wuhan University
16	Siemens Corporation
17	West China Hospital, Sichuan University
18	Fujifilm Corporation
19	Guangxi University
20	Sichuan University

Figure 6

## Top 10 list for domestic medical patent application

1	Shanghai Bode Gene Development Company
2	China Pharmaceutical University
3	Zhejiang University
4	Fudan University
5	The Second Military Medical University for the PLA
6	Shenyang Pharmaceutical University
7	Shanghai Institute of Materia Medica, Chinese Academy of Sciences
8	Sun Yat-sen University
9	Yang Mengjun
10	Tianjin Tasly Holding Group

Figure 7

## Top 10 list for oversea medical patent application

1	Novartis	CH
2	F. Hoffmann-La Roche Ltd.	CH
3	AstraZeneca Ltd.	SE
4	F. Hoffmann-La Roche	CH
5	Janssen Pharmaceutical	BEL
6	Wyeth	AM
7	AstraZeneca	SE
8	Sanofi	FRA
9	Novartis	CH
10	Schering	AM

Figure 8

## Top 20 list for medical device patent application

1	The Fourth Military Medical University for the PLA
2	Qingdao Municipal Hospital
3	Toshiba Corporation (JP)
4	Royal Philips Co., Ltd (NL)
5	Olympus Corporation (JP)
6	The Second Military Medical University for the PLA
7	Zhejiang University
8	Chongqing Runze Pharmaceutical Co., Ltd
9	The First Affiliated Hospital of Henan University of Science and Technology
10	The First Affiliated Hospital of The Third Military Medical University for the PLA
11	Chinese PLA General Hospital
12	Shanghai Jiao Tong University
13	Jilin University
14	The Second Affiliated Hospital of The Third Military Medical University for the PLA
15	Wuhan University
16	Siemens Corporation
17	West China Hospital, Sichuan University
18	Fujifilm Corporation
19	Guangxi University
20	Sichuan University

Figure 9

## Top 10 list for domestic medical device patent application

1	The Fourth Military Medical University for the PLA
2	Qingdao Municipal Hospital
3	The Second Military Medical University for the PLA
4	Zhejiang University
5	Chongqing Runze Pharmaceutical Co., Ltd
6	The First Affiliated Hospital of Henan University of Science and Technology
7	The First Affiliated Hospital of The Third Military Medical University for the PLA
8	Chinese PLA General Hospital
9	Shanghai Jiao Tong University
10	Jilin University

Figure 10

## Top 10 list for oversea medical device patent application

1	Toshiba	JP
2	Royal Philips	NL
3	Olympus	JP
4	Siemens	GER
5	Fujifilm	JP
6	Canon	JP
7	Sanofi-Aventis	GER
8	General Electric	AM
9	Ethicon Medical & Surgical Corporation	AM
10	Terumo Corporation	JP

Figure 11

P.s.: Some of these figures were compiled by the Lantai IP team.

(Via IPRdaily.cn)

## Trademark

### Chinese Trademark Applications Will Reach 5,000,000 in the Year of 2017

Period	Annual Average Increase
<i>11<sup>th</sup> Five-Year Plan</i>	19%
<i>12<sup>th</sup> Five-Year Plan</i>	24%
First two years of <i>the 13<sup>rd</sup> Five-Year Plan</i>	30%
First half of 2017	30.81%

These statistics reveal that in the first half of 2017, application volume approached 2,276,000 and effective registrations in Mainland China reached 13,452,000. On average, there is one effective trademark of every even market participants, and 1,472 for every 10,000.

(Via Legal Daily News)